

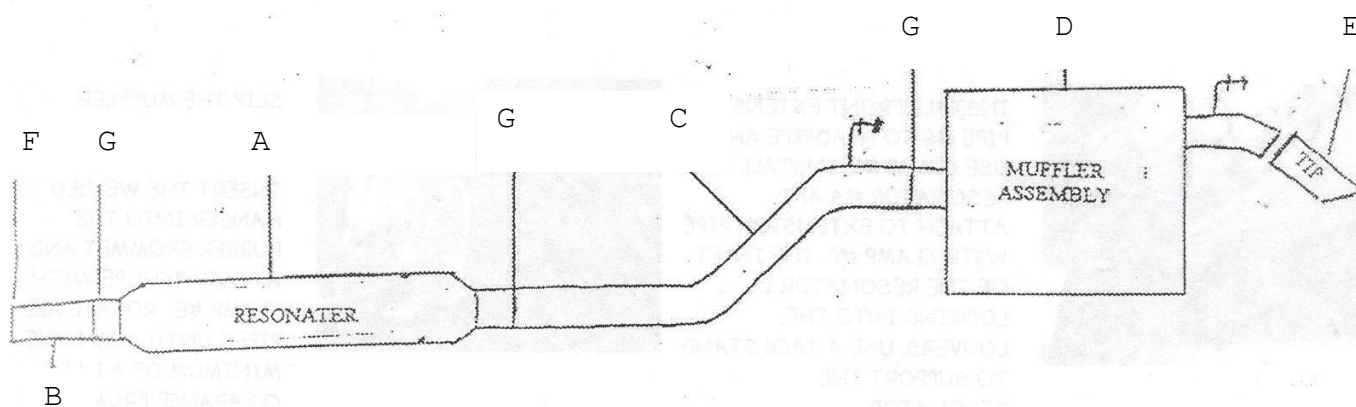


INSTRUCTION MANUAL

CAT-BACK SINGLE EXHAUST

FORD ESCAPE 2.0L I4 4 DOOR

KIT # 319996



ITEM	PART #	QUANTITY	DESCRIPTION
A	700344	1	RESONATOR
B	700304	1	1 $\frac{3}{4}$ " x 11 $\frac{1}{2}$ " FRONT EXTENSION PIPE
C	700298	1	2 $\frac{1}{4}$ " REAR EXTENSION PIPE
D	700299	1	MUFFLER ASSEMBLY
E	500370	1	3" STAINLESS STEEL TIP
F	5755	1	1 $\frac{3}{4}$ " CLAMP
G	5757	3	2 $\frac{1}{2}$ " CLAMP

Thank you for purchasing our GIBSON EXHAUST SYSTEM for your vehicle. If you need further assistance, please do not hesitate to call our Technical Department at (800) 528-3044, Monday through Friday, 8:00 AM to 5:00 PM.

EXHAUST INSTALLATION #319996

WHEN INSTALLING THIS EXHAUST SYSTEM MAKE SURE TO USE PROPER SAFETY PRECAUTIONS. USE JACK STANDS WHEN UNDER THE TRUCK, ALONG WITH SAFETY GLASSES. DO NOT WORK WITH HOT PIPES!


SUGGESTED TOOLS:

15mm SOCKET, 9/16" SOCKET. 1/2" SOCKET, 1/2" WRENCH, JACK STAND, HACKSAW, WD40


LAY OUT THE GIBSON EXHAUST ON THE FLOOR SO IT LOOKS LIKE THE DRAWING AND COMPARE PART NUMBERS TO THE MANUAL. THEN REMOVE THE STOCK EXHAUST. FOR EASIER REMOVAL OF THE FACTORY SYSTEM, CUT THE PIPE 2" IN FRONT OF THE MUFFLER BODY. LEAVE ALL FACTORY RUBBER GROMMETS IN PLACE. USE WD-40 FOR EASIER REMOVAL.



1.) INSTALL THE FRONT EXTENSION PIPE #B. INSTALL THE FRONT RESONATOR #A. NOTE: THE LOUVERS ON THE INSIDE OF THE RESONATOR WILL BE FACING FORWARD TOWARDS THE ENGINE. USE A JACK STAND TO SUPPORT THE RESONATOR.



3.) INSERT THE WELDED HANGER ON THE REAR EXTENSION PIPE #C INTO THE REAR RUBBER GROMMET.



4.) SLIP THE MUFFLER ASSEMBLY ONTO THE EXTENSION PIPE. INSERT THE WELDED HANGER INTO THE REAR RUBBER GROMMET. ROTATE ALL PIPES UNTIL THEY ARE LEVEL. DO NOT TIGHTEN.



2.) INSTALL REAR EXTENSION PIPE # C. USE CLAMP # G TO ATTACH IT TO THE RESONATOR. DO NOT TIGHTEN.



5.) INSTALL YOUR STAINLESS STEEL TIP TO YOUR DESIRED LOOK. THEN TIGHTEN ALL CLAMPS AND HANGERS. USE ANY ALUMINUM OR STAINLESS STEEL CLEANER TO POLISH YOUR TIP.

MAKE SURE YOU HAVE AT LEAST A MINIMUM OF 1-1/2" CLEARANCE FROM ALL FUEL LINES, BRAKE LINES, TIRES, ETC.